

extel
An Institutional Investor company

Extel Insights Dashboard



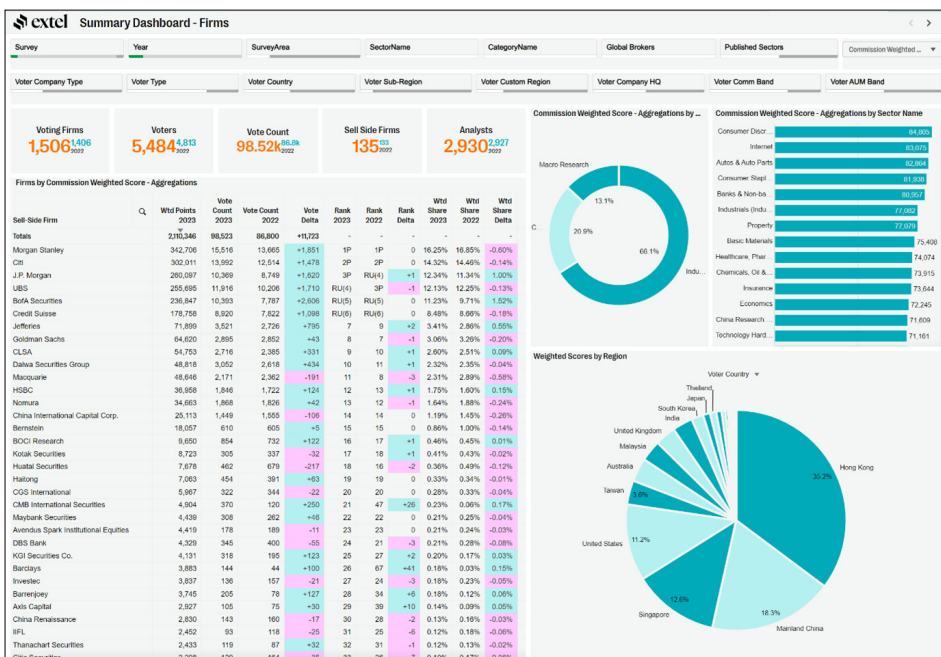
Why Extel?

Changing regulatory dynamics and shifts in market drivers brought about a change in the provision, acquisition and consumption of research, advisory services and buy side interaction.

Extel produces unique insights and actionable data based on annual performance and market penetration assessments across global regions and key capital market players, including investment managers, broker firms and corporate issuers. The independent rankings, company and executive evaluations deliver distinct annual peer-to-peer comparative analyses.

Introducing The Extel Insights Dashboard

An interactive key decision making tool based on actionable and comparative data analytics across global markets and constituents. Companies define their own set of benchmark criteria, peer group and target demographics to monitor their market perception and perform a capability assessment, which helps inform strategic decision making and enable effective process management.



10

Global surveys across equities and fixed income, covering buy side, sell side and corporates

2023 Surveys Global Stats

24,000

Buy Side Voters

2,200

Sell Side Voters

1,500

Corporate Voters


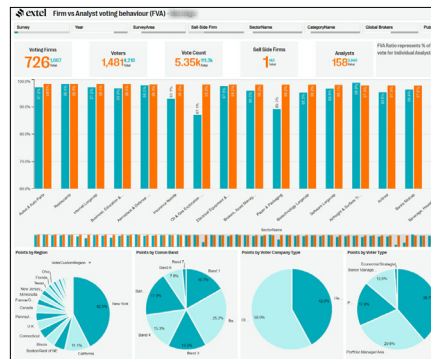
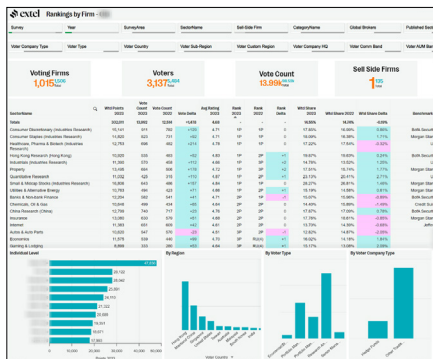


Summary

- Visualisation of survey data that can be extracted for corporate collateral and pitchbooks. Simple, intuitive filters to navigate company and individual performance data.
- Ability to combine multiple data criteria to interrogate client universe.

Features & Benefits

- Ranking tables for your firm and competitors to examine the highest contributing analysts. Deep dive analysis of buy side voting firms split by type, band, geography per sector.
- Examine competitor and peer group rankings and data against your own firm.
- Configurable benchmarking against Best in Class.
- Interrogation of the voter universe to extract intelligence (i.e. Hedge fund by geography). Unlocking previously unavailable data (i.e. Rankings based on Centralised/Broker votes). List of voting clients provided by sector including the regional profile.
- Trend analysis of vote density on a sector basis (i.e. what sectors are 'hot').



	Core Data	Extel Insights	Customised
Detailed Rankings	✓	✓	✓
Voter Universe Profile	✓	✓	✓
Competitor Analysis	✓	✓	✓
Peer Group Benchmarking	✓	✓	✓
Interactive Dashboard		✓	✓
Custom Client List Reports			✓



extel

An Institutional Investor company

CONTACT

EUROPE

Research

Augusta McKie

✉ augusta.mckie@extelinsights.com

Corporate

Amani Korayeim

✉ amani.korayeim@extelinsights.com

US

Research

Esther Weisz

✉ esther.weisz@extelinsights.com

Corporate

Ursula Kizy

✉ ursula.kizy@extelinsights.com

Social Media

📌 [Click here to Follow us!](#)

or Search: Extel

Website

🌐 www.extelinsights.com

ASIA

Research and Corporate

(Asia ex-Japan)

Carvin Lee

✉ carvin.lee@extelinsights.com

Research and Corporate

(Japan)

Michael Clemons

✉ michael.clemons@extelinsights.com